



ASB-328J-32-020

Title: Landing Gear - Inspection of R/H Main Landing Gear Side Strut Pin

1 PLANNING INFORMATION

Effectivity

Dornier 328-300
Type Certificate Data Sheet EASA.A.096
Serial No.: All

Reason

Professional Aircraft Accessories Inc. recall letter dated December 14, 2016.
Subject: Dornier 328 Jet and Turboprop Landing Gear Assemblies.

Description

A defined number of MLG side strut pins may have been subject to an improper grinding during final chrome finish, which could lead to a degradation of the pin material properties.

Approval

The technical content of this Alert Service Bulletin is approved under the authority of EASA approved design organization 328 Design GmbH (EASA.21J.438).



© 328 Support Services GmbH 2006-2016. All Rights reserved.
This document is property of 328 Support Services GmbH and is supplied on the condition that it is treated as confidential. No use or reproduction may be made thereof other than that expressly authorized. The information provided by this ASB has been prepared for a specific Serial Number(s) aircraft, component, component part number or specific problem on the basis of the information supplied to 328 Support Services GmbH. The information provided by 328 Support Services GmbH is not to be used for any other specific serial Number(s) aircraft, component, component part number or any other purpose than for that which it was supplied without the written approval of 328 Support Services GmbH.
Any information contained in this ASB are Technical Documents and Data as defined in the Technical Data Agreement which 328 Support Services GmbH has separately concluded with the Customer. The Technical Data Agreement, especially the confidentiality obligations contained therein applies to any information provided by 328 Support Services GmbH in the course of the fulfilment of the ASB.

328 Support Services GmbH is the TC-Holder of Dornier 328-100 and 328-300 and authorised to provide necessary approved data. Any Dornier 328 approved data will be established and verified by 328 Design GmbH as authorised and responsible Dornier 328 Design Organisation per EASA approval EASA 21J.438. For details in this matter please contact 328 Support Services GmbH or EASA.

It is the operator's responsibility to comply with the relevant aviation regulations of the country in which the aircraft is registered.

Compliance

Mandatory.
Within 5 working days after receipt of this ASB.

Manpower

Total: **0.5 Mh** (Visual Inspection only)

Material

Please refer to Professional Aircraft Accessories, Inc. recall letter dated December 14, 2016.

Special Tools

Not required.

Weight and Balance

Not affected.

Electrical Load Data

Not affected.

References

Professional Aircraft Accessories, Inc. recall letter dated December 14, 2016.
(see 3 ATTACHMENT)

Other Publications Affected

None

Reporting

Compliance with this Alert Service Bulletin shall be reported to 328 Support Services GmbH using the Compliance Report for Configuration Control.

2 ACCOMPLISHMENT INSTRUCTIONS

CAUTION: Obey the General Maintenance Practices and Safety Precautions i.a.w. AMM JIC Chapter 00, in particular:

00-30-10 General Maintenance Practices

00-30-32 Safety Precautions Landing Gear

A Preparation

- 1) Make the aircraft safe for maintenance refer to AMM JIC 00-30-01.

NOTE: corrective actions will require aircraft jacking capability.

B Modification

- 1) Identify the Serial Number (S/N) of the RH MLG side strut pin. Refer to Figure 1 for details.

Cross check the S/N with the table shown in the attachment.

In case of S/N matching, immediately report the aircraft S/N as well as the MLG P/N and the MLG S/N to 328 Support Services, using the attached compliance report.

CAUTION: Operation of the aircraft with an affected pin is prohibited until below defined corrective actions have been performed.

- 2) A replacement pin shall only be ordered from Professional Aircraft Accessories, Inc. (PAA) if evidence is provided, proving that the pin S/N in question is really affected by PAA's recall letter (e.g. photograph report showing the pin S/N together with the SB Compliance Report).
- 3) Remove pin i.a.w. AMM JIC 32-11-06-020-801-A01.
- 4) Perform NDT inspection (magnetic particle or dye penetrant) on outer chrome plated diameter of the pin i.a.w. NTM 51-25-70 or 51-25-80.
- 5) In case of no findings, install pin i.a.w. AMM JIC 32-11-06-420-801-A01, return aircraft to a serviceable condition. Replace pin within 50 FC.
- 6) In case of findings, pin must be replaced before next flight.

C Close-up

- 1) Perform a foreign object inspection of the inspection area.
- 2) Replacement of the affected Pin is considered as terminating action to this ASB.

NOTE: Additional check stock for affected pins.

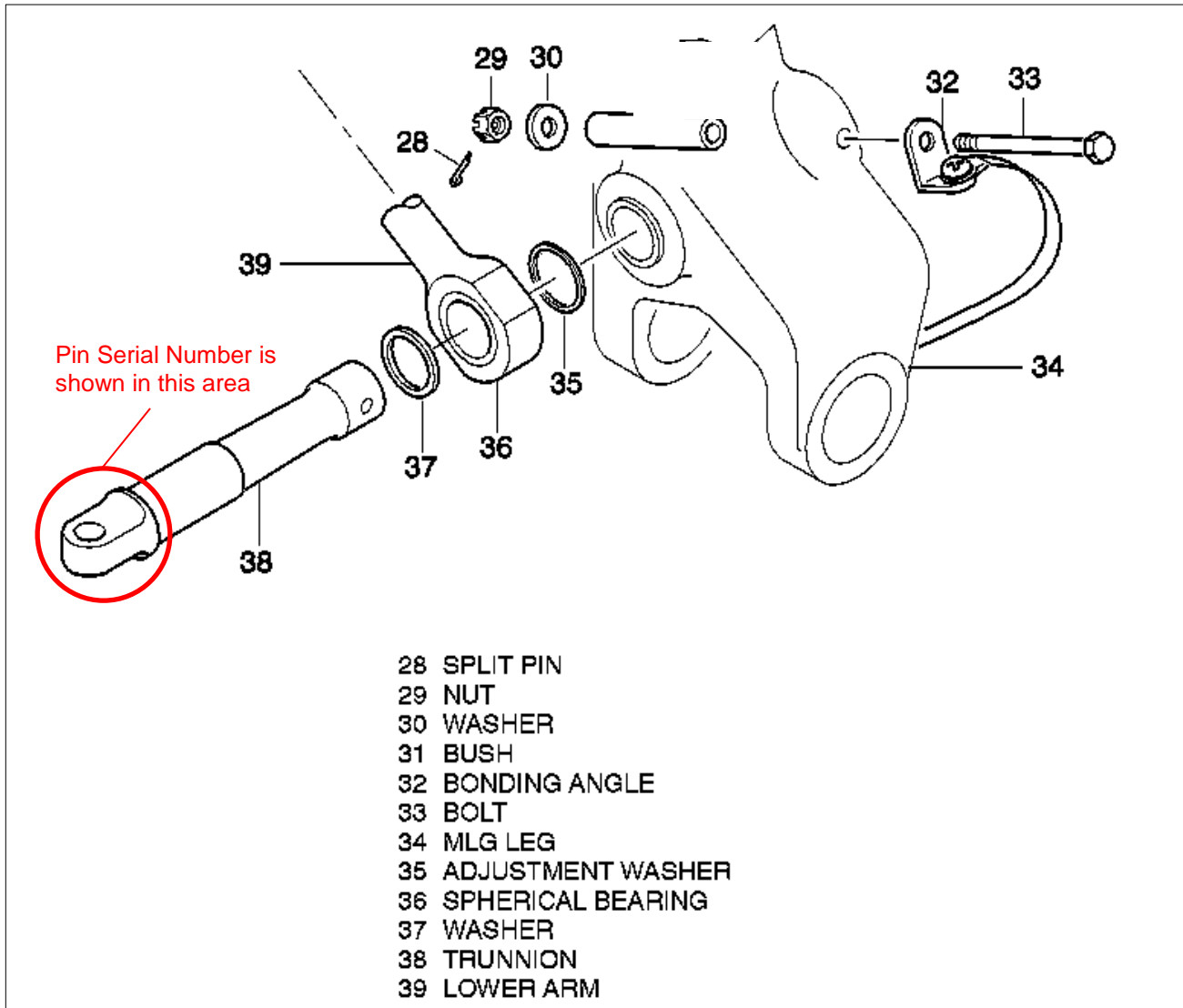


Figure 1: MLG side strut pin

3 ATTACHMENT



December 14, 2016

Subject: Dornier 328 Jet and Turboprop Landing Gear Assemblies

This notification letter is to inform you that a MLG Side Stay Pin P/N 22897-000-01 S/N B21 has recently been found fractured during service. As a result of this, it has been determined that there is a possibility that the Side Stay Pin may have been subject to excessive grinding during the final chrome finish process.



Subsequently, PAA has been actively investigating all suspect Side Stay Pins by identifying each Work Order where a suspect Side Stay Pin might have been issued. The following table lists the effected Pins and last known Strut on which it was installed.

Therefore, with the concurrence of the OEM and in the interests of Safety, all possibly effected Pins are being inspected for the s/n listed below. We kindly request that you contact PAA Customer Service during normal business hours or our AOG hotline if you are in possession of any of the below s/n's in order to have a replacement sent to your location.

Please return the removed Side Stay Pin to Professional Aircraft Accessories, Inc. 7035 Center Lane, Titusville, FL 32780 utilizing FedEx account number: 211763191.

Part Number	Part Description	Serial No	Strut P/N	Strut S/N
22897-000-01	PIN	011U7	22731-000-02	U60
22897-000-01	PIN	B21	22731-000-06	B13
22897-000-01	PIN	09U4	22731-000-07	U7
22897-000-01	PIN	B1	22731-000-06	B17
22897-000-01	PIN	002U1	22731-000-8	U5
D66780	PIN	COU12311-8	D66780	COU12311-8

Please contact PAA Customer Service to have a replacement Pin sent to your location.

 **321-267-1040**
 **AOG 321-432-2983**

We apologize for any inconvenience this may cause but Safety is our prime concern.

If you are no longer in possession of the aircraft containing the Side Stay Pin please forward this notification to the new Operator and email tcallahan@gopaa.com.

Regards,
Tom Callahan
Director of Quality
Professional Aircraft Accessories, Inc.
 O | 321.264.4116
 F | 321.269.0935

7035 Center Lane, Titusville, FL 32780 | P: 321.267.1040 | gopaa.com



**Dornier 328
Compliance Report**

328 Support Services GmbH

Customer Support • Global Support Centre
P. O. Box 1252 Phone: +49 8153 88111 6666
D-82231 Wessling Telefax: +49 8153 88111 6565
Germany E-Mail: gsc.op@328.eu



Please complete this compliance form for each aircraft only when it is applicable, and mail, e-mail, or fax to:

328 Support Services GmbH
Global Support Centre
P. O. Box 1252
D-82231 Wessling
E-Mail: gsc.op@328.eu
Telefax: +49 8153 88111 6565

From Company: _____

Doc. No.	Rev.	Title
ASB-328J-32-020	-	Landing Gear - Inspection of R/H Main Landing Gear Side Strut Pin

Aircraft Serial Number: _____

Operator: _____

Total Flight Hours: _____ Total Landings: _____

Date of Compliance: _____

Comments: _____

Date

Authorized Signature